

Crazy Star Flag

20 in. wide X 15.75 in high




Table Of Contents

Yardage Required

Rotary Cutting for Flag Stripes

Block Close up image

Block Foundation Pattern

Block Templates

Flag Piecing Diagram

All instructions, images, etc. included on these pages are [copyrighted](#) 1997- 2001 by CompuQuilt. They are for your personal use only. They are not to be used for any commercial purposes, classroom instruction, or on any website without our express permission. If you'd like other to have see the images please have them visit our website at: <http://www.compuquilt.com/>

Quilting guilds may use block of the month patterns without permission only IF all copyright information and website address is listed on every page of the instructions.

Crazy Star Flag Yardage Calculation

15.75 inches high, 20 inches wide



Color 2
9 Patches
0 1/8 Yards



Color 5
5 Patches
0 1/4 Yards



Color 16
12 Patches
0 1/4 Yards

**Cutting Measurements
for
Flag Stripes**



Cut 2 Red 13.50 in. X 2.25 in.


Cut 2 White 13.50 in. X 2.25 in.

Cut 3 Red 20.50 in. X 2.25 in.





Cut 2 White 20.50 in. X 2.25 in.

Crazy Star Flag Block

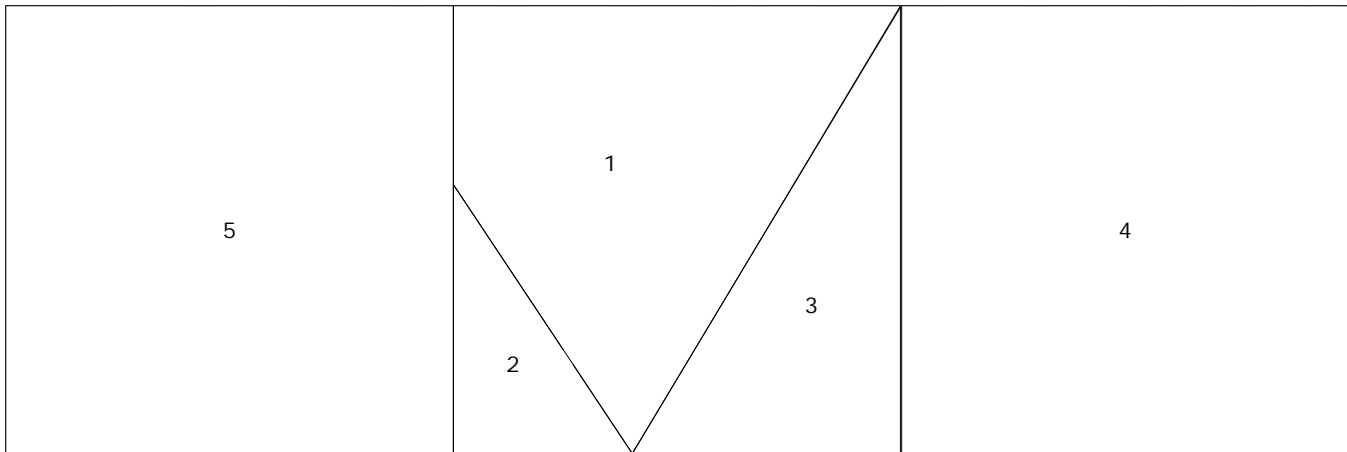
Size 7" X 7"



Section Map - Foundation Section Piecing Order

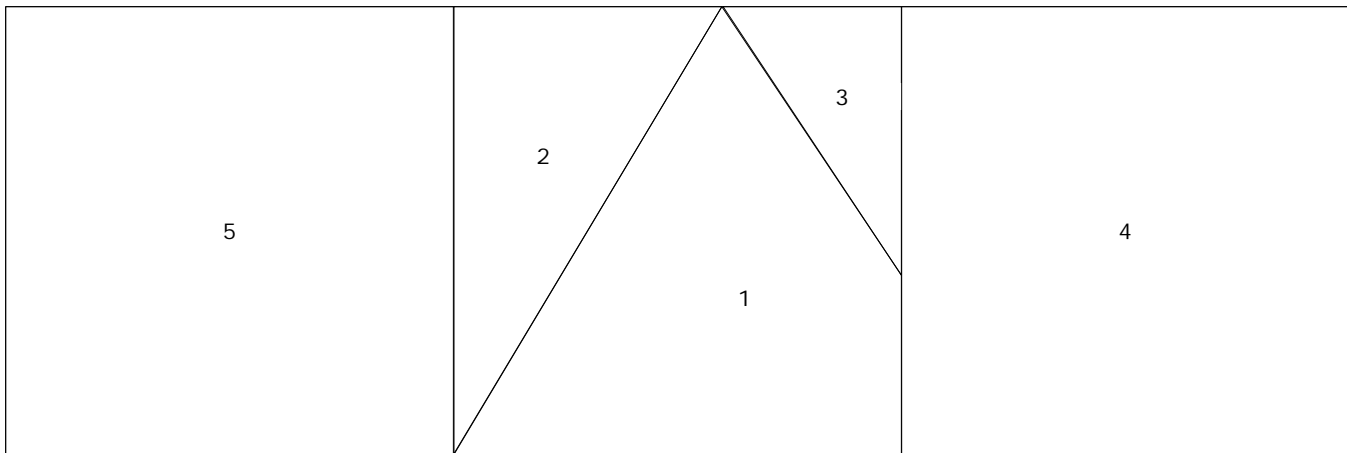


Section A



Copyright 2001 Compuquilt

Section B

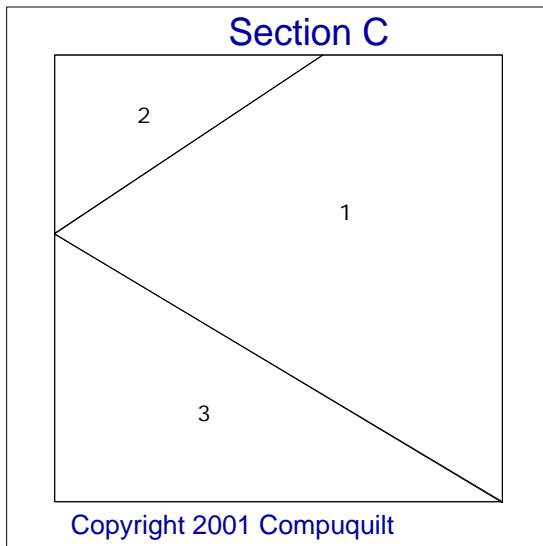
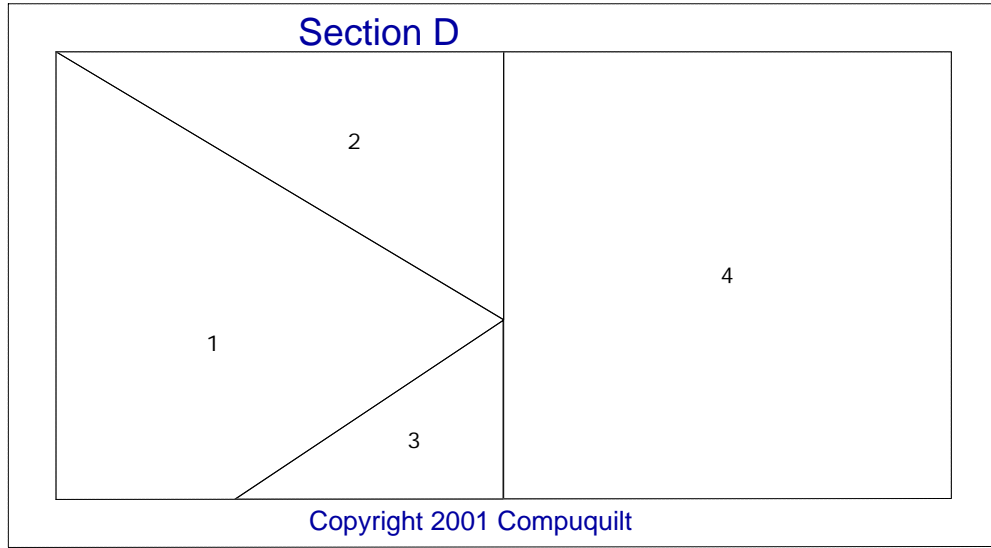


Copyright 2001 Compuquilt

All instructions, images, etc. included on these pages are copyrighted 1997- 2001 by CompuQuilt. They are for your personal use only. They are not to be used for any commercial purposes, classroom instruction, or on any website without our express permission. If you'd like other to have see the images please have them visit our website at: <http://www.compuquilt.com/>

Quilting guilds may use block of the month patterns without permission only IF all copyright information and website address is listed on every page of the instructions.

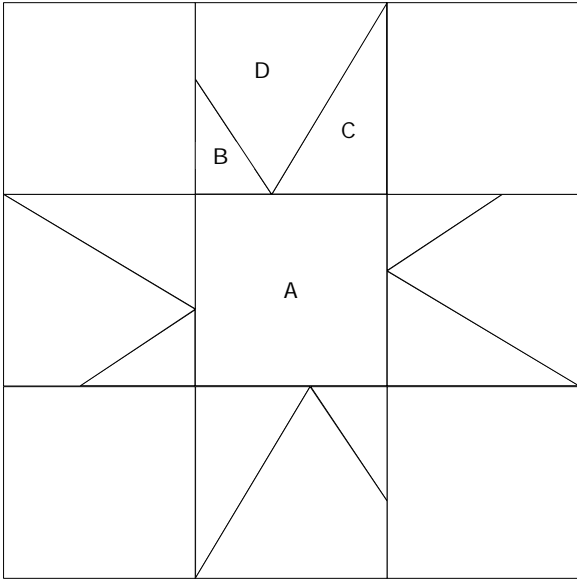





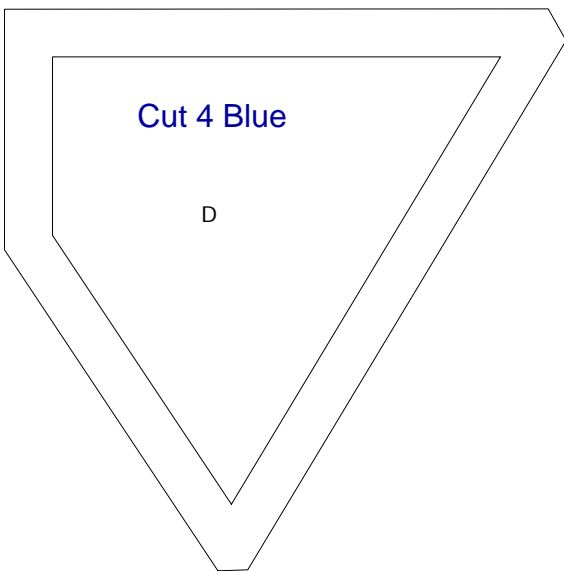
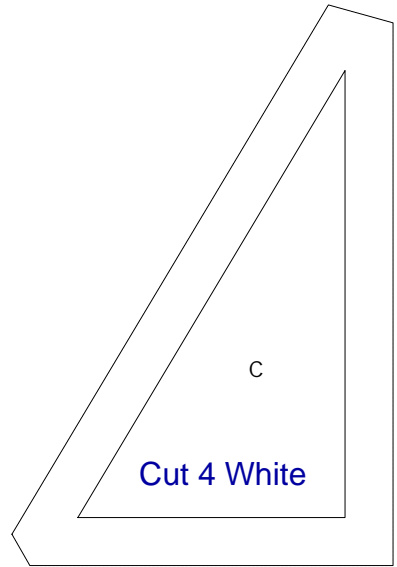
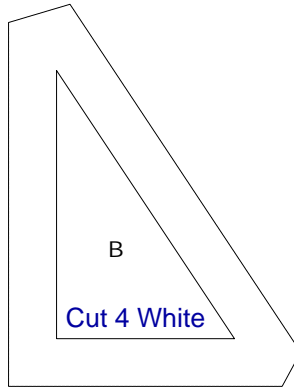
All instructions, images, etc. included on these pages are [copyrighted](#) 1997- 2001 by CompuQuilt. They are for your personal use only. They are not to be used for any commercial purposes, classroom instruction, or on any website without our express permission. If you'd like other to have see the images please have them visit our website at: <http://www.compuquilt.com/>

Quilting guilds may use block of the month patterns without permission only IF all copyright information and website address is listed on every page of the instructions.

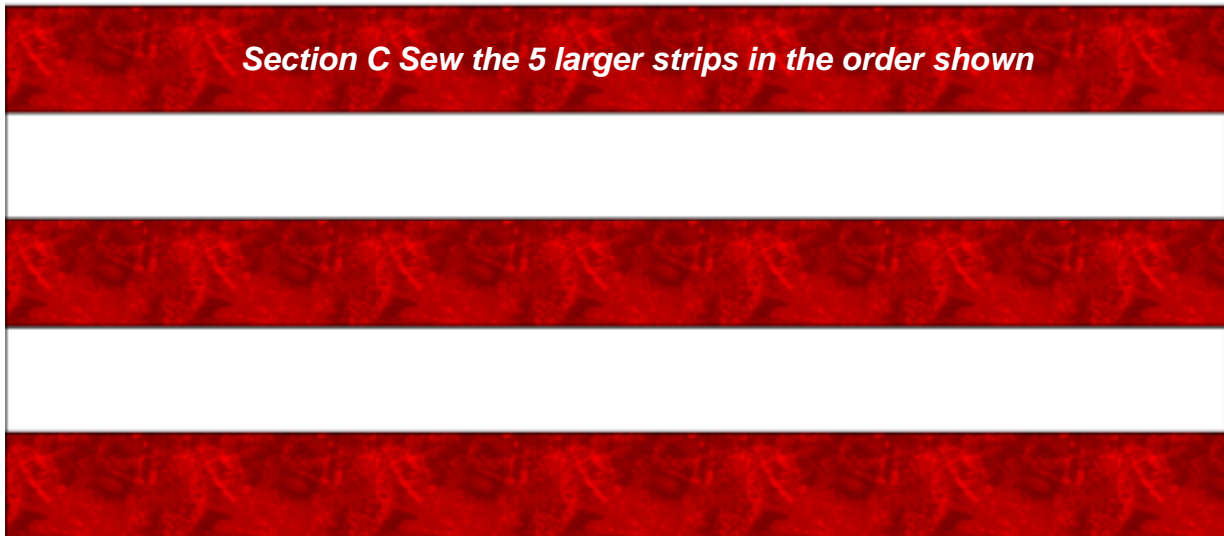
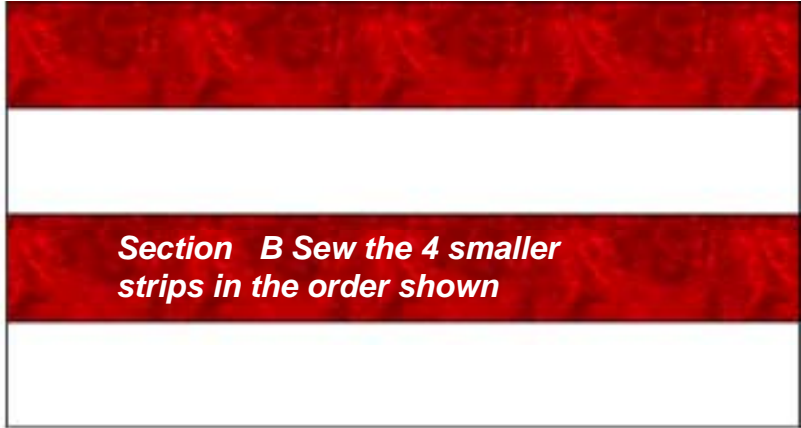
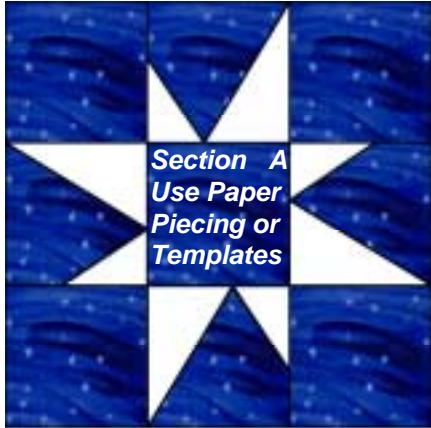




Block: Crazy Star.blk
7 inches wide by 7 inches high



Crazy Star Flag Piecing Diagram



Sew Sections A to B, then Sew Section C to Section AB